




300W with PFC and Parallel Function

PSP-300 series



■ Features :

- Universal AC input / Full range
- Built-in active PFC function, PF>0.95
- Protections: Short circuit/Over load/Over voltage/Over temperature
- Forced air cooling by built-in DC fan
- Built-in cooling Fan ON-OFF control
- With power good and fail signal output
- Built-in remote ON-OFF control
- Built-in remote sense function
- 100% full load burn-in test
- Fixed switching frequency at 110KHz
- 3 years warranty

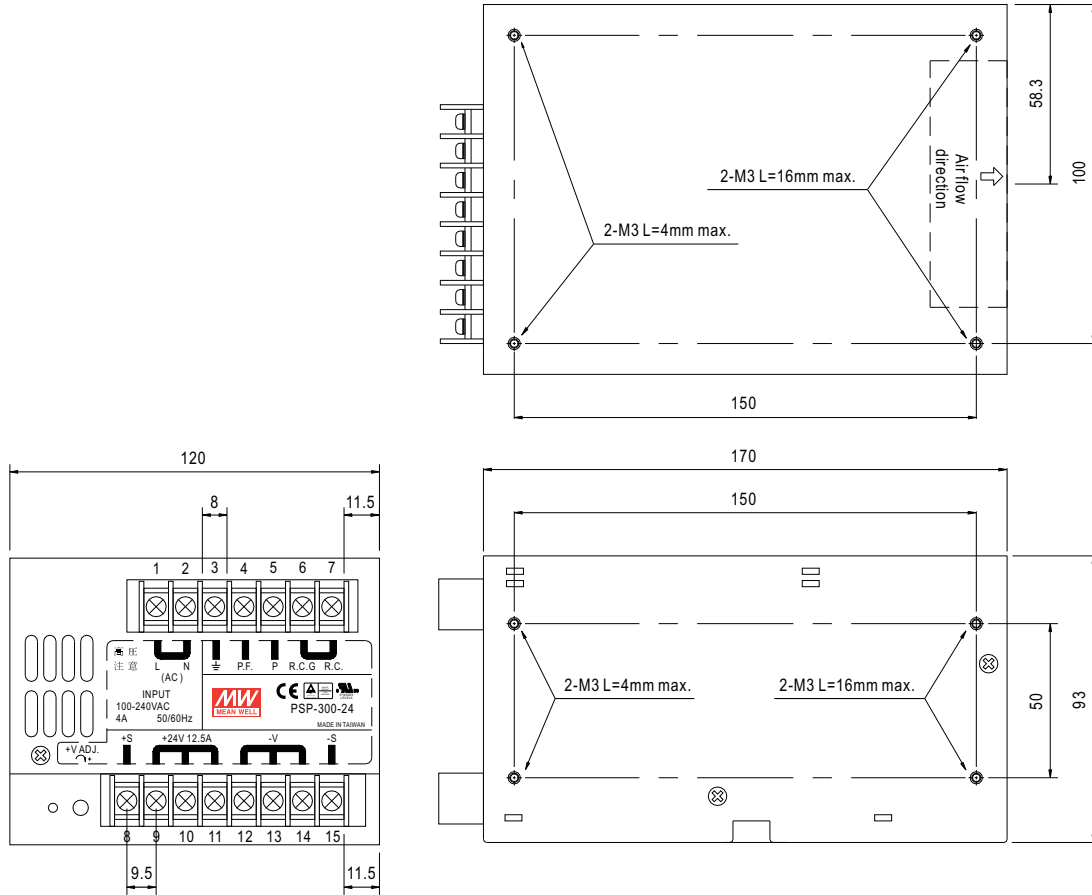


SPECIFICATION

MODEL	PSP-300-12	PSP-300-13.5	PSP-300-24	PSP-300-27	PSP-300-48	
OUTPUT	DC VOLTAGE	12V	13.5V	24V	27V	48V
	RATED CURRENT	25A	22A	12.5A	11A	6.5A
	CURRENT RANGE	0 ~ 25A	0 ~ 22A	0 ~ 12.5A	0 ~ 11A	0 ~ 6.5A
	RATED POWER	300W	297W	300W	297W	312W
	RIPPLE & NOISE (max.) Note.2	200mVp-p	200mVp-p	200mVp-p	200mVp-p	240mVp-p
	VOLTAGE ADJ. RANGE	10 ~ 13.2V	12 ~ 15V	20 ~ 26.4V	24 ~ 30V	41 ~ 56V
	VOLTAGE TOLERANCE Note.3	±1.0%	±1.0%	±1.0%	±1.0%	±1.0%
	LINE REGULATION	±0.3%	±0.3%	±0.2%	±0.2%	±0.2%
	LOAD REGULATION	±0.5%	±0.5%	±0.5%	±0.5%	±0.5%
SETUP, RISE, HOLD TIME	1500ms, 50ms, 20ms at full load					
INPUT	VOLTAGE RANGE	88 ~ 264VAC 124 ~ 370VDC				
	FREQUENCY RANGE	47 ~ 63Hz				
	POWER FACTOR	PF>0.95/230VAC		PF>0.95/115VAC at full load		
	EFFICIENCY(Typ.)	82%	82%	84%	84%	86%
	AC CURRENT	4.5A/115VAC	2.3A/230VAC			
	INRUSH CURRENT(max.)	18A/115VAC	36A/230VAC			
	LEAKAGE CURRENT	<3.5mA/240VAC				
PROTECTION	OVER LOAD	105 ~ 135% rated output power Protection type : Constant voltage limiting, recovers automatically after fault condition is removed.				
	OVER VOLTAGE	13.8 ~ 16.2V	15.5 ~ 18.2V	27.6 ~ 32.4V	31 ~ 36.5V	57.6 ~ 67.2V
		Protection type : Hiccup mode, recovers automatically after fault condition is removed				
FAN CONTROL, O.T.P.	RTH1 or RTH2 ≥ 50°C FAN ON, ≤ 45°C FAN OFF, ≥ 70°C output shutdown					
FUNCTION	REMOTE CONTROL	RC+/RC-: Short = power on ; Open = power off				
ENVIRONMENT	WORKING TEMP.	-10 ~ +50°C (Refer to output load derating curve)				
	WORKING HUMIDITY	20 ~ 90% RH non-condensing				
	STORAGE TEMP., HUMIDITY	-20 ~ +85°C, 10 ~ 95% RH				
	TEMP. COEFFICIENT	±0.03%/°C (0 ~ 50°C)				
	VIBRATION	10 ~ 500Hz, 2G 10min./1cycle, period for 60min. each along X, Y, Z axes				
SAFETY & EMC (Note 4)	SAFETY STANDARDS	UL1950, TUV EN60950 Approved				
	WITHSTAND VOLTAGE	I/P-O/P:3KVAC I/P-FG:1.5KVAC O/P-FG:0.5KVAC				
	ISOLATION RESISTANCE	I/P-O/P, I/P-FG, O/P-FG:100M Ohms/500VDC				
	EMI CONDUCTION & RADIATION	Compliance to EN55022 (CISPR22) Class B				
	HARMONIC CURRENT	Compliance to EN61000-3-2,-3				
	EMS IMMUNITY	Compliance to EN61000-4-2,3,4,5,6,8,11; ENV50204, Light industry level, criteria A				
OTHERS	MTBF	117.2K hrs min. MIL-HDBK-217F (25°C)				
	DIMENSION	170*120*93mm (L*W*H)				
	PACKING	1.64Kg; 8pcs/13.1Kg/0.9CUFT				
NOTE	<ol style="list-style-type: none"> 1. All parameters NOT specially mentioned are measured at 230VAC input, rated load and 25°C of ambient temperature. 2. Ripple & noise are measured at 20MHz of bandwidth by using a 12" twisted pair-wire terminated with a 0.1uf & 47uf parallel capacitor. 3. Tolerance : includes set up tolerance, line regulation and load regulation. 4. The power supply is considered a component which will be installed into a final equipment. The final equipment must be re-confirmed that it still meets EMC directives. 					

Mechanical Specification

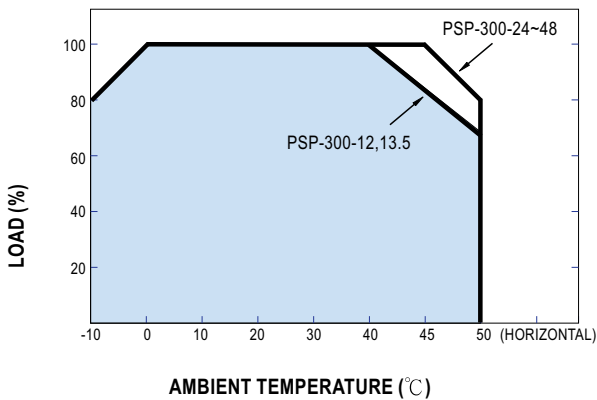
Case No. 910 Unit:mm



Terminal Pin. No Assignment

Pin No.	Assignment	Pin No.	Assignment	Pin No.	Assignment	Pin No.	Assignment
1	AC/L	4	P.F.	7	R.C.	12~14	DC OUTPUT -V
2	AC/N	5	P	8	+S	15	-S
3	FG	6	R.C. G	9~11	DC OUTPUT +V		

Derating Curve



Output Derating VS Input Voltage

