

■ Features :

- Universal AC input / Full range
- Protections: Short circuit/Over load/Over voltage/Over temperature
- Ultra-miniature size, light weight
- Cooling by free air convection
- 100% full load burn-in test
- Fixed switching frequency at 100KHz
- Low cost
- High reliability
- 2 years warranty

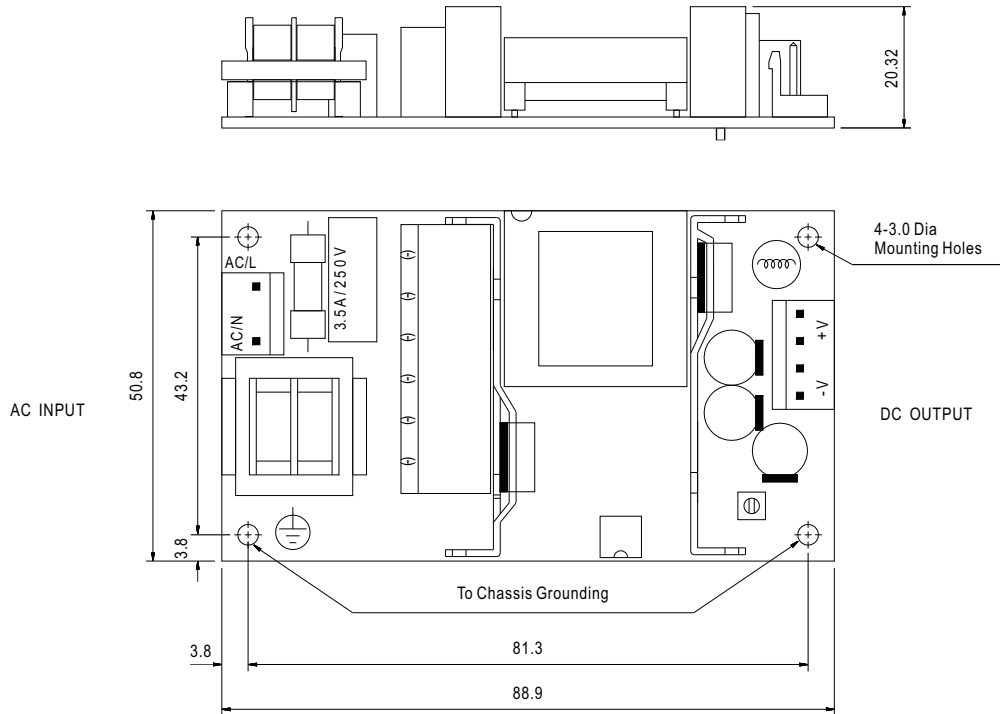


SPECIFICATION

MODEL	OFM-0201	OFM-0202	OFM-0203	OFM-0205	
OUTPUT	DC VOLTAGE	5V	12V	15V	24V
	RATED CURRENT	4.4A	1.8A	1.4A	0.92A
	CURRENT RANGE	0 ~ 4.4A	0 ~ 1.8A	0 ~ 1.4A	0 ~ 0.92A
	RATED POWER	22W	21.6W	21W	22.08W
	RIPPLE & NOISE (max.) Note.2	50mVp-p	150mVp-p	150mVp-p	240mVp-p
	VOLTAGE ADJ. RANGE	4.7 ~ 5.3V	11.3 ~ 12.7V	14.1 ~ 15.9V	22.6 ~ 25.4V
	VOLTAGE TOLERANCE Note.3	±2.0%	±2.0%	±2.0%	±2.0%
	LINE REGULATION	±0.5%	±0.3%	±0.3%	±0.2%
	LOAD REGULATION	±2.0%	±1.0%	±1.0%	±0.5%
SETUP, RISE, HOLD TIME	300ms, 160ms, 50ms/230VAC 300ms, 160ms, 17ms/115VAC at full load				
INPUT	VOLTAGE RANGE	85 ~ 264VAC 120 ~ 370VDC			
	FREQUENCY RANGE	47 ~ 440Hz			
	EFFICIENCY(Typ.)	70%	76%	76%	78%
	AC CURRENT	0.6A/115VAC 0.4A/230VAC			
	INRUSH CURRENT(max.)	COLD START 25A/115VAC 45A/230VAC			
	LEAKAGE CURRENT	<3.5mA/240VAC			
PROTECTION	OVER LOAD	Above 150% rated output power Protection type : Hiccup mode, recovers automatically after fault condition is removed			
	OVER VOLTAGE	5.75 ~ 6.75V	13.8 ~ 16.2V	17.25 ~ 20.25V	27.6 ~ 32.4V
	OVER TEMPERATURE	Tj 145°C typically (U1) Detect on main control IC Protection type : Shut down o/p voltage, recovers automatically after temperature goes down			
ENVIRONMENT	WORKING TEMP.	-10 ~ +60°C (Refer to output load derating curve)			
	WORKING HUMIDITY	20 ~ 90% RH non-condensing			
	STORAGE TEMP., HUMIDITY	-20 ~ +85°C, 10 ~ 95% RH			
	TEMP. COEFFICIENT	±0.03%/°C (0 ~ 50°C)			
	VIBRATION	10 ~ 500Hz, 2G 10min./1cycle, Period for 60min.each along X, Y, Z axes			
SAFETY & EMC (Note 4)	SAFETY STANDARDS	UL1950, TUV EN60950 Approved			
	WITHSTAND VOLTAGE	I/P-O/P:3KVAC			
	ISOLATION RESISTANCE	I/P-O/P:100M Ohms/500VDC			
	EMI CONDUCTION & RADIATION	Compliance to EN50081-1, EN50082-1			
OTHERS	MTBF	476.7Khrs min. MIL-HDBK-217F (25°C)			
	DIMENSION	89*51*20.32mm (L*W*H)			
	PACKING	0.09Kg;105pcs/9.45Kg/0.97CUFT			
NOTE	<p>1. All parameters NOT specially mentioned are measured at 230VAC input, rated load and 25°C of ambient temperature.</p> <p>2. Ripple & noise are measured at 20MHz of bandwidth by using a 12" twisted pair-wire terminated with a 0.1uf & 47uf parallel capacitor.</p> <p>3. Tolerance : includes set up tolerance, line regulation and load regulation.</p> <p>4. The power supply is considered a component which will be installed into a final equipment. The final equipment must be re-confirmed that it still meets EMC directives.</p>				

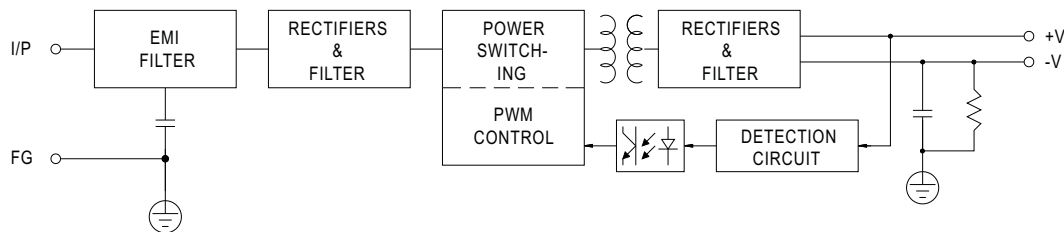
■ Mechanical Specification

Unit:mm

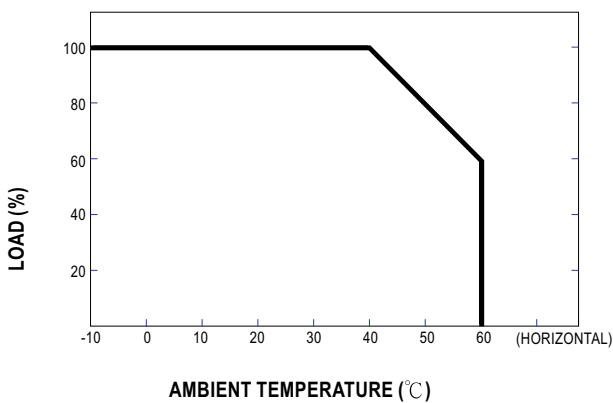


■ Block Diagram

fosc : 100KHz



■ Output Derating



■ Static Characteristics (12V)

